

KANSAS 4-H AWARD PORTFOLIO (KAP 7-8 Year Olds)

Name _____ Project _____ Years in Project _____

Date of Birth _____ County/District _____ Club _____

How to put together the Kansas 4-H Award Portfolio (KAP):

Complete this form and submit it for each project. It can be hand written.

Contents: Put each form inside a folder and secure pages so they don't fall out. Do not use plastic sleeves, dividers, or table of contents. Label the front of each cover with your name, county/district, club, and project name. Put the information in this order:

1. Personal Page from 4-H Record Book (a copy is OK)
2. Kansas Award Portfolio (KAP 7-8 Year Olds)
3. Photographs - include no more than six pictures to tell the story of your project.


SECTION 1: GOALS: These are things I want to do in 4-H this year.

Examples: Learn to knit; Raise a bucket calf; Show my project to the other members in the club; Make cookies.


SECTION 2: SUMMARY OF 4-H PROJECT EXPERIENCES

These are things I did this year in 4-H: Examples: Went on a nature hike; Launched my first rocket; Modeled my shorts in the style revue	
1. Share some of the things you did in this 4-H project this year?	
2. What did you learn?	
3. What would you change?	
4. Will you take this project next year?	Yes _____ No _____ Maybe _____
5. Why?	


SECTION 6: PHOTOGRAPHS – Include no more than six pictures about your project on one side of another sheet of paper.




Click here to enter text.




Click here to enter text.




Click here to enter text.



Click here to enter text.



Click here to enter text.



Click here to enter text.