



Guidelines for 4-H Day




COWLEY COUNTY

Table of Contents



Objective.....	2
General Information.....	3
4-H Day Event Guidelines.....	4
Public Presentations.....	6
Talent - Dance.....	8
Talent - Drama.....	9
Talent - Music.....	10
Demonstration and Illustrated Talk Scoresheet.....	11
Project Talk Scoresheet.....	12
Public Speaking Scoresheet.....	13
Multimedia Presentation Scoresheet.....	14
Readings Scoresheet.....	15
Show and Share Scoresheet.....	16
Model Meeting Scoresheet.....	17
Music Scoresheet.....	18
Dance Scoresheet.....	19
Talent Scoresheet.....	20

Objective



1. To demonstrate the values of the 4-H Youth Development Program through public presentation and evaluation of:
 - a. Demonstrations and Illustrated Talks
 - b. Project Talks
 - c. Public Speaking
2. To provide additional opportunities for 4-H'ers to participate in and share their musical, drama and performing talents.
3. To provide an opportunity for fellowship and wider acquaintance among 4-H members.
4. To exchange information regarding Citizenship, Healthy Living and Science.
5. To present a favorable image to the public and promote 4-H.

General Information

Age is determined by the age of 4-H members before January 1 of the current 4-H year.

Clover Buds - 5-6 years

Junior Division - 7-9 years

Intermediate Division - 10-13 years

Senior Division - 14 and over

*Age of the oldest participant in a duo or group will determine the age of the group.

Example: If one youth is 11 years old and the other is 14, that group will participate in the Senior Division.

Entries will be placed into one of the following ribbon grouping categories based on the Danish Ribbon Grouping System: Top Blue, Blue, Red or White. If quality merits, there will be one top blue named for each type of presentation. Top Blue Demonstrations/Illustrated Talks will qualify for entry into Kansas State Fair Demonstration/Illustrated Talk Contest.

If participants use powerpoint or other technology, an LCD projector will be provided. It is the member's responsibility to bring all other necessary equipment and connections.

In all areas, members should clear their props, materials, equipment from the performance area before visiting with the judge. This will help us keep on schedule and is a courtesy of performing.

Please follow copyright laws when participating in 4-H Day. Use of brand names and trademarks is discouraged.

Participants should dress appropriately. This should be considered a dress-up event.

Results will be announced at the completion of each division.

4-H Day Event Guidelines

SECTION	EVENT	NUMBER OF 4-H PARTICIPANTS	MAXIMUM TIME ALLOWED
PUBLIC PRESENTATIONS	<u>Speech</u>		
	Sr. Public Speaking	1	15 minutes
	Sr. Impromptu Public Speaking	1	10 minutes
	Jr. and Int. Project Talks	1-2	7 minutes
	<u>Demonstration/Illustrated Talk</u>		
	Senior	1-2	15 minutes
	Intermediate	1-2	15 minutes
	Junior	1-2	15 minutes
	<u>Multi-media Presentation</u>		
	Senior	1-2	10 minutes
	Intermediate		
	Junior		
	<u>Reading</u>		
	Senior	1	5 minutes
	Intermediate	1	5 minutes
	Junior	1	5 minutes
	<u>Show and Share</u>		
	Designed for first/second year 4-H'ers and Clover Buds	1	5 minutes
	<u>Pickle Power</u>		
	Intermediate	1	No limit
	Junior	1	
	Clover Buds	1	
MODEL MEETINGS	Model Meeting	Any number of 4-H'ers and leaders	35 minutes
TALENT - DANCE	<u>Group Dance</u>		
	Square, Folk, Other	2+	5 minutes
	<u>Individual Dance (Tap, Ballet, Interpretive, Other)</u>		
	Senior	1	5 minutes
	Intermediate	1	5 minutes
	Junior	1	5 minutes
TALENT - DRAMA	One-Act Play	Any number of 4-H'ers	45 minutes
	Skit	Any number of 4-H'ers	10 minutes

4-H Day Event Guidelines (cont.)

SECTION	EVENT	NUMBER OF 4-H PARTICIPANTS	MAXIMUM TIME ALLOWED
TALENT - DRAMA (CONT.)	Other Talent (puppets, novelty, stunt, marionettes, etc.)	Any number of 4-H'ers	5 minutes
MUSIC	Chorus	16+	2 numbers
	Small Vocal Ensemble	2-6	2 numbers
	Large Vocal Ensemble	7-15	2 numbers
	<u>Vocal Solo</u> Senior Intermediate Junior	1 1 1	1 number 1 number 1 number
	Orchestra or Band	16+	2 numbers
	Small Instrumental Ensemble	2-6	2 numbers
	Large Instrumental Ensemble	7-15	2 numbers
	<u>Instrumental Solo</u> Senior Intermediate Junior	1 1 1	1 number 1 number 1 number
	<u>Piano Solo/Duet</u> Senior Intermediate Junior	1 1 1	1 number 1 number 1 number

Public Presentations

Public Speaking

Public Speaking is intended to assist Senior 4-H members further develop confidence and skill in speaking before an audience. Talks are original and topic may be any of interest to 4-H'er. Visuals may be used. One or two notecards are suggested. Maximum time for presentation is 15 minutes. Outlines are required for the judge. Failure to provide an outline will result in the dropping of 1 ribbon placing.

Impromptu Presentations

Impromptu is intended to assist Senior 4-H members further develop confidence and skill in organizing thoughts and speaking before an audience. Participants will draw for a topic and are given 7 minutes to prepare. Topics will be of a general nature and notecards will be provided. No study or research material is allowed in the prep room. Maximum time for presentation is 15 minutes.

Project Talk

Project Talks are intended for younger 4-H'ers (Juniors and Intermediates) to gain confidence in expressing themselves before an audience. They may tell of their actual project experiences with the purpose to inform the audience. Visuals may be used. Maximum time limit is 7 minutes.

Demonstrations and Illustrated Talks

Demonstrations involve making or doing something while giving an explanation. It uses actual items, supplies, equipment, people or animals while going through a process. There is usually a finished product to show. Juniors and Intermediates are limited to 10 minutes for their presentation. Seniors are limited to 15 minutes. Each participant has 3 minutes to set up and 2 minutes to tear down.

Please clear your table before conferencing with the judge to allow the next presenter to set up their demonstration. Digital/media is not allowed.

Illustrated Talks tell how something is done. Pictures, charts, models, equipment and other types of visual aids. The purpose is to inform the audience. Juniors and Intermediates are limited to 10 minutes for their presentation. Seniors are limited to 15 minutes. Each participant has 3 minutes to set up and 2 minutes to tear down. *Please clear your table before conferencing with the judge to allow the next presenter to set up their demonstration. Digital/media is not allowed.*

Multi-media Presentation

Electronic presentations are designed for youth who choose to speak with the use of a powerpoint, DVD player or other generated program. A multi-media presentation can be defined as media that combines different content forms such as text, audio, still images, animation and video to get a multi-faceted finished product. The participant must be present to give the presentation. Recordings of the presentation will not be allowed. Because this is a new category, only one age division will be offered. Equipment provided will include an LCD projector. All other equipment and connections must be provided by the participant. A copy of the 6-slide per page printed handout must be provided to the judge. A maximum time of 10 minutes will be allowed for the presentation.

Public Presentations (cont.)

Reading

This may be a musical, dramatic, interpretive, humorous, or other type of reading. The presentation should be one that can be done in 5 minutes or less. Each county may enter two numbers per age division for this section in Regional 4-H Day. Readings need not be memorized.

Show and Share

Show and Share is intended for first and second year 4-H members and Clover Buds to have a non-competitive presentation experience. The presentation does not have to be related to a 4-H project or experience. Suggested maximum time limit is 5 minutes. Each participant will receive a participation ribbon.

Pickle Power

Pickle Power is intended for Clover Buds, Juniors and Intermediates to have a non-competitive experience demonstrating the decision-making process and the six pillars of good character. Participants are given two scenarios to choose from to demonstrate what decision they would make. They present their decision to a judge, explaining their choices. All participants will receive the same prize.

Model Meeting

The 4-H Model Meeting has been used successfully as a device for teaching 4-H'ers proper meeting procedures. Competition between clubs has been used to encourage 4-H youth in their efforts to add zest to the activity. Clubs are encouraged to plan a model meeting that depicts a typical monthly meeting of their 4-H club. The meeting may be designed to suit the needs and interest of the 4-H club members. An agenda of the model meeting must be presented to the judge before the meeting is called to order. A maximum of thirty-five (35) minutes are allowed for a model meeting. During the model meeting, the secretary should take notes. After the meeting the secretary must turn in the model meeting notes. Recreation may be at any time during the meeting. Some clubs prefer to have their recreation at the start of the meeting, rather than at the end. In addition to your club's usual meeting practices, references that may be used in planning a model meeting are:

"The Meeting Will Come To Order" - County Extension Office.

"The Meeting Will Come To Order" - County Extension Office.

Talent - Dance

The kind of music used is the choice of the group. Recorded or live music may be used. It is suggested that each group be limited to one dance or 5 minutes performing time.

Group Dance

May be folk, square dance, circle dance, line dance, polka, tap dance, ballet, interpretive, acrobatic dance, break dance, or other type of dance performed by a group of 4-H'ers. Square Dances are limited to one square of four couples.

Individual Dance

This may be any dance style performed by an individual. Each county may enter one individual dance per division.

Talent - Drama

One-Act Play

Entries are limited strictly to one-act plays. Only one set is allowed. The curtain may be dropped to denote the passing of time. A change of set is not permitted during the drop of the curtain. The maximum time allowed shall be 45 minutes from time of the rise of the first curtain until the drop of the curtain. All participants during the presentation must be 4-H members. *If a royalty play is used, the group must be responsible for the royalty. Receipt for the payment must be given to the judges before the play is presented. Failure to comply with this rule will be considered as automatic withdrawal.* Each county/club will be responsible for all scenery, property, and effects. On most stages all plays will use the same drapes as a background. Each cast should have one person in charge of stage arrangements, to pull curtain, and set stage. A maximum of 15 minutes may be used by a club to set the stage for its play. No play is barred because of previous presentations at 4-H events.

Skit, Creative Dramatics

This section is designed for creative dramatics or skits. Any size group may participate. Skits and dramatics should not exceed 10 minutes. Groups have 5 minutes to set up and 5 minutes to tear down. Props may be brought into the back of the room prior to your performance.

Other

This is a miscellaneous grouping that may include talent such as novelty numbers, stunts, pantomime, puppets, marionettes, ventriloquist acts, or other types of talent. May be an individual or a group. A time limit of 5 minutes is suggested.

Talent - Music

NOTE: for ALL MUSICAL PERFORMANCES, members should be aware of copyright laws. If music is downloaded from the internet (such as sheetmusic.com) you must have the cover sheet that shows proof of purchase.

Chorus

1. A chorus may be composed of 16 or more young people from one club or it may be a composite group from two or more clubs.
2. Each group will sing two numbers of their own choosing.
3. Original copy of selections will be given to judges before performing.
4. Singing may be with or without accompaniment.
5. The director and accompanist need not be 4-H'ers, but they cannot sing with the group unless they are 4-H'ers.
6. Selections should be memorized.

Vocal Ensemble

1. Small group may be composed of 2 to 6 4-H'ers, not including the accompanist.
2. Large group may be composed of 7 to 15 4-H'ers, not including the accompanist.
3. Each group will sing two numbers of their own choosing.
4. Original copies of selections will be given to judges before performing.
5. Accompanist need not be a 4-H'er.
6. Selections should be memorized.

Vocal Solo

1. Participant will sing one number.
2. Original copy of selection will be given to judges before performing.
3. Accompanist need not be a 4-H'er (accompaniment can be tape/CD/DVD recording).
4. Selection should be memorized.

Orchestra - Band

1. Groups may be composed of 16 or more 4-H'ers.
2. Each group will play two numbers of their own choosing.
3. Original copy of the conductor's score is to be given to the judge before playing.
4. The director is not required to be a 4-H'er; an individual may not play with the group unless he or she is a 4-H'er.

Instrumental Ensemble

1. Small groups may be composed of 2 to 6 4-H'ers, not including the accompanist.
2. Large groups may be composed of 7 to 15 4-H'ers, not including the accompanist.
3. Each group will play two selections of their own choosing.
4. Original copies of selections will be given to judges before performing.

Instrumental Solo

1. Participant will play one number.
2. Original copy of selection will be given to the judges before performing. This copy should include the vocal music lines (not just the words to the song)

Talent - Music

3. Accompanist need not be a 4-H'er.
4. Selection should be memorized.

Piano Solo or Duet

1. Participant will play one number.
2. Original copy of selection will be given to the judges before performing.
3. Selection should be memorized.
4. If a duet and members are in different age group, the group will go into the class for the older member.



4-H Communication Fact Sheet Series

Kansas 4-H Demonstration or Illustrated Talk Scoresheet

Name _____

Age _____

Club _____

Time Finish: _____

County _____

Start: _____

Total: _____

Up to 15 minutes. No minimum time

Title _____

Fair	Good	Excellent	Percent	Points to Consider	Judge's Comments
			10	Introduction – Interesting, short, gains attention.	
			10	Appearance – Dress suitable for work being done. Well groomed, good posture.	
			30	Presentation – Voice natural, words distinct, poised, friendly, confident. Time and material well used. Originality shown. Convincing, interest held. Well organized, words well chosen. Skillful workmanship; if a team, good teamwork. Work and talk coordinated. Plain view of audience. Table neat and orderly.	
			30	Subject Matter – Important points emphasized. Information accurate and complete. Information usable by others. Worthwhile and practical. Suitable to age and ability of participant.	
			10	Visuals and Equipment – Suitable for work done. Charts, posters easily read.	
			10	Summary – Important points stressed. Finished project displayed (if there is one). Questions answered satisfactorily. Closing definite, table left neat.	

Final Rating:

Top Blue _____

Blue _____

Red _____

White _____

Judge's Initials: _____

Use of copyrighted and trademarked materials in 4-H presentations and posters:

A copyright and/or a trademark are legal methods used by artists, photographers and writers to protect original creative works such as photographs, books, music, recipes, sports logo insignias, brand names and art work. The copyright symbol does need to appear on a work for it to be protected by copyright. Copyrighted materials cannot be reproduced without permission and proper crediting of the source. 4-H members need to be aware of copyright restrictions and take steps to obtain permission to use copyrighted materials and trademarks. Full details cannot be covered in a short paragraph, but additional helpful information can be found on K-State's intellectual property site: www.k-state.edu/academicpersonnel/intprop/. Look for the upcoming Communication Fact Sheet, *Use of Copyrighted and Trademarked Materials in 4-H Presentations and Posters*.

Kansas State University Agricultural Experiment Station and Cooperative Extension Service



4-H Communication Fact Sheet Series

Kansas 4-H Project Talk Scoresheet

Contestants 7 to 11 years of age

Name _____ Age _____

Club _____ Time Finish: _____

County _____ Start: _____

Total: _____

Title _____

Points to Consider	Percent	Judge's Comments	
		Well Done	Could Improve
Subject Matter <ul style="list-style-type: none"> • Can be covered in 7 minutes • Worthwhile and practical • Related to 4-H project • Information accurate, complete and up to date 	40		
Appearance <ul style="list-style-type: none"> • Well groomed • Good posture 	10		
Presentation <ul style="list-style-type: none"> • Attention gained in introduction • Voice natural, words distinct • Poised, friendly, confident • Originality shown • Convincing, interest held • Visual aids (if used) – neat, attractive, easily seen, effectively used • Well-organized, words well chosen, not memorized, not read • Personal experience related • Important points stressed in summary 	50		

Final Rating:

Top Blue _____ Blue _____ Red _____ White _____

Judge's Initials: _____

Use of copyrighted and trademarked materials in 4-H presentations and posters:

A copyright and/or a trademark are legal methods used by artists, photographers and writers to protect original creative works such as photographs, books, music, recipes, sports logo insignias, brand names and art work. The copyright symbol does need to appear on a work for it to be protected by copyright. Copyrighted materials cannot be reproduced without permission and proper crediting of the source. 4-H members need to be aware of copyright restrictions and take steps to obtain permission to use copyrighted materials and trademarks. Full details cannot be covered in a short paragraph, but additional helpful information can be found on K-State's intellectual property site: www.k-state.edu/academicpersonnel/intprop/. Look for the upcoming Communication Fact Sheet, *Use of Copyrighted and Trademarked Materials in 4-H Presentations and Posters*.

Kansas State University Agricultural Experiment Station and Cooperative Extension Service

4-H Communication Fact Sheet Series

Kansas 4-H Public Speaking Scoresheet

Contestants age 14 and older

Name _____ Age _____
 Club _____ Time Finish: _____
 County _____ Start: _____
 Total: _____
 Up to 15 minutes.

Title _____

Speech Contest Form	Percent	Judge's Comments
Material Outline turned in	15	
Organization	25	
Language and Voice	10	
Fluency	15	
Pronunciation and Articulation	10	
Eye Contact and Projection	15	
Appearance	10	

Final Rating:

Top Blue _____ Blue _____ Red _____ White _____

Judge's Initials: _____

Use of copyrighted and trademarked materials in 4-H presentations and posters:

A copyright and/or a trademark are legal methods used by artists, photographers and writers to protect original creative works such as photographs, books, music, recipes, sports logo insignias, brand names and art work. The copyright symbol does need to appear on a work for it to be protected by copyright. Copyrighted materials cannot be reproduced without permission and proper crediting of the source. 4-H members need to be aware of copyright restrictions and take steps to obtain permission to use copyrighted materials and trademarks. Full details cannot be covered in a short paragraph, but additional helpful information can be found on K-State's intellectual property site: www.k-state.edu/academicpersonnel/intprop/. Look for the upcoming Communication Fact Sheet, *Use of Copyrighted and Trademarked Materials in 4-H Presentations and Posters*.

Kansas State University Agricultural Experiment Station and Cooperative Extension Service

4H977

October 2009

K-State Research and Extension is an equal opportunity provider and employer. Issued in furtherance of Cooperative Extension Work, Acts of May 8 and June 30, 1914, as amended. Kansas State University, County Extension Councils, Extension Districts, and United States Department of Agriculture Cooperating, Fred A. Cholick, Director.



Name _____

Age _____

Time: _____

Club _____

County _____

Finish: _____

Start: _____

Total: _____

Up to 10 minutes

Title _____

Fair	Good	Excellent	Points to Consider	Judge's Comments
			Introduction (10) • Interesting • Gains Attention • Short • Importance and purpose of subject established	
			Subject Matter (30) • Important points emphasized • Information accurate and complete • Information usable by others • Worthwhile and practical • Suitable for age and ability level of participant	
			Presentation (30) • Voice natural • Words distinct • Poised • Friendly • Confident • Time and material well-used • Originality shown • Convincing, interest held • Well-organized, words well-chosen • Skillful workmanship, if team, good teamwork • Work and talk coordinated • Plain view of audience	
			Visuals (10) • Appropriate and attractive • Incorporated into presentation smoothly • Audio and/or music is clear and does not distract from content • Logical sequence/organized • Audience appeal	
			Appearance (10) • Dress suitable for work being done • Well-groomed • Good posture	
			Summary (10) • Major points emphasized • Questions answered satisfactorily • Closing definite	

Final Rating: _____ Top Blue _____ Blue _____ Red _____ White

SCORE CARD FOR READINGS

County _____

Club _____

Name _____

Time: Finish: _____

Start: _____

Age _____

Total: _____

Maximum Time — 15 minutes

Title: _____

Points to Consider	Judges Comments
<p>Material — Suitable for age and occasion — should meet standards and ideals of 4-H.</p>	
<p>Presentation — Could the participant be heard clearly? Was the diction of the participant good? Note: Diction to cover enunciation of words, accurate dialect, if used, quality of voice, etc.</p>	
<p>Language and Voice</p>	
<p>Pronunciation and Articulation</p>	
<p>Eye Contact and Projection</p>	
<p>Interpretation — Was the interpretation of the reading good? Note: Interpretation - the meaning or point of the reading brought out by the participant and the degree to which the audience realized it.</p>	
<p>Appearance — Appropriate dress for type of presentation. Neat - well groomed.</p>	

FINAL RATING:

Top Blue _____

Blue _____

Red _____

White _____

JUDGES INITIALS: _____

4-H Show and Share Scoresheet

1st and 2nd year members



Name _____

Age _____

Time: _____

Club _____

County _____

Finish: _____

Start: _____

Total: _____

Up to 10 minutes

Title _____

Points to Consider (points)	Judges Comments
Choice of Material 15	
Eye Contact and Projection 15	
Language and Voice 20	
Fluency 20	
Pronunciation and Articulation 20	
Appearance 10	

SCORE CARD FOR MODEL MEETING

Club _____

Time Finish: _____

County _____

Start: _____

Total: _____

Not to exceed 35 minutes

Division	Points	Judges Comments
<p>Business</p> <ul style="list-style-type: none"> • Parliamentary Skill — 15 Turned in agenda, order of business, making and carrying through of motions, reports of committees and correct handling of parliamentary problems. • Input from all members — 5 • Reports — 10 Oral reports made by secretary, treasurer, reporter, county representative, other officers and leaders. Secretary's notes turned in. 	30	
<p>Ceremonies — Opening and closing, use of 4-H Pledge, flag salute, motto, creed, initiation or installation ceremony, attaching seal to charter, leaders' recognition, citizenship ceremony, celebration of individual or group accomplishments, other suitable ceremonies or celebrations.</p>	25	
<p>Program — Plan the type of program that best fits the needs and interests of the 4-H'ers. It may include group singing, talks, demonstrations, recreation, talent, or any other area which is meaningful to the membership.</p> <ul style="list-style-type: none"> • Balance and arrangement — 15 • Participation and involvement of the group — 15 	30	
<p>Attitude — Naturalness of meeting — not staged. Response, enthusiasm, dispatch, attentiveness, and involvement of the group.</p>	15	

FINAL RATING:

Top Blue _____

Blue _____

Red _____

White _____

JUDGES INITIALS: _____

SCORE CARD FOR MUSIC

County _____

Name/Club _____

Type of Group _____

Number in Group _____

- _____ Band
- _____ Orchestra
- _____ Large Instrumental Ensemble
- _____ Small Instrumental Ensemble
- _____ Instrumental Solo

- _____ Chorus
- _____ Vocal Solo
- _____ Large Vocal Ensemble
- _____ Small Vocal Ensemble

Titles: _____

Points to Consider	Judges Comments
Tone Quality • Blend • Balance • Beauty	
Technique • Control • Articulation • Intonation • Attacks • Releases	
Musicianship • Interpretation • Tempo • Rhythm • Phrasing • Dynamics	
Appearance	
Selection	

FINAL RATING:

Top Blue _____ Blue _____ Red _____ White _____

JUDGES INITIALS: _____

SCORE CARD FOR DANCE

Name/Club _____

Time: Finish: _____

Start: _____

County _____

Total: _____

Number in Group: _____

Points to Consider	Points	Judges Comments
Knowledge <ul style="list-style-type: none"> • Fundamentals — 25 • Types of Figures 	40	
Ability and Coordination <ul style="list-style-type: none"> • Follow calls or directions — 25 • Timing — 15 	40	
Appearance <ul style="list-style-type: none"> • Costuming (originality) — 5 • Style --- 15 (include footwork, position, carriage, enjoyment) 	20	

FINAL RATING:

Top Blue _____

Blue _____

Red _____

White _____

JUDGES INITIALS: _____

SCORE CARD FOR TALENT
(Including Skits)

County _____

Club _____

Name _____

Time _____

Finish: _____

Start: _____

Number in Group _____

Total: _____

Title _____

Points to Consider	Percent	Judges Comments
Talent Demonstrated	40	
Showmanship	25	
Choice of Material or Idea	25	
Costume	10	

FINAL RATING:

Top Blue _____

Blue _____

Red _____

White _____

JUDGES INITIALS: _____