




PRE-FAIR

POULTRY PROJECT

MEETING



K-STATE
Research and Extension




Cowley
County


POULTRY SUPERINTENDENTS




NOEL MILLER



JESSICA BOHATY



VALERIE EASTMAN



JR. SUPERINTENDENT:

SERAINE MILLER, RILEY EASTMAN & JASMINE BOHATY

Location



COWLEY COUNTY FAIR GROUNDS

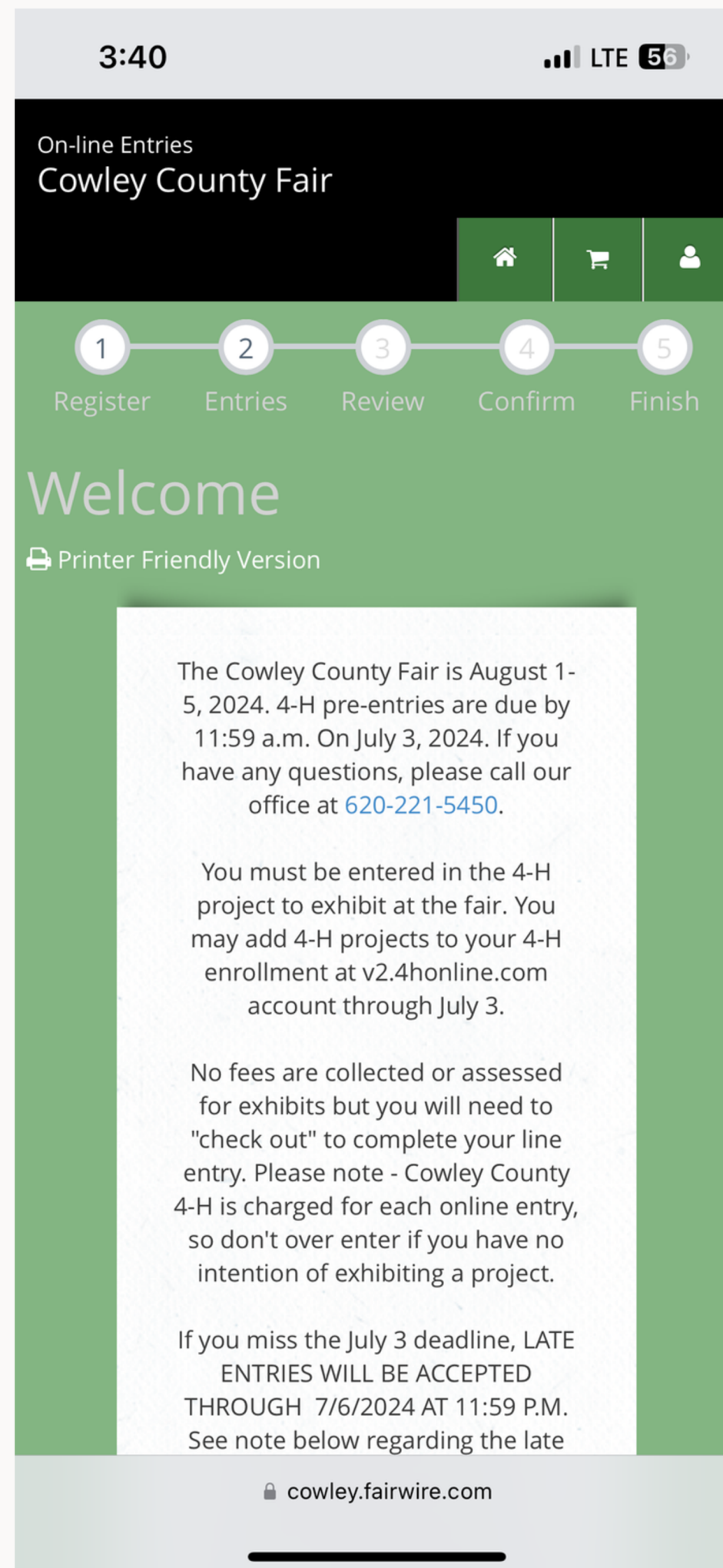
LOCATED IN WINFIELD, KS

JULY 31ST-AUGUST 4TH

FAIRBOOKS ARE OUT!

ENTRIES ARE DUE BY
WEDNESDAY, JULY 2ND

Entries



01

OPEN FAIR PACKET

Letter
Fair 101
Fair Book

02

FOLLOW LINK


Register
(Families choose Quick Group)
Entries
Review

03


CONFIRM

Check your Confirmation


LEG BANDS




\$0.25 PER LEG BAND



YOU DO NOT HAVE TO HAVE CC 4-H LEG BANDS THEY JUST NEED A LEG BAND WITH A NUMBER



ENTRIES WILL NOT REQUIRE YOU TO ENTER THE LEG BAND NUMBERS AT TIME OF PRE-ENTRY. IF YOU KNOW THEM PLEASE ENTER THEM AS IT WILL HELP WITH A QUICKER CHECK IN. IF YOU DO NOT KNOW WHICH BIRDS YOU ARE BRING YET YOU CAN SKIP ENTERING LEG BAND NUMBER AT ENTRY AND DECLARE LEG BAND NUMBERS AT CHECK IN.



TO EXHIBIT ALL BIRDS MUST HAVE A NUMBERED LEG BAND TO CHECK IN

4-H AND YOUTH DEPARTMENT SCHEDULE

Wednesday, July 2	Pre-entry deadline for all 4-H and FFA entries
Sunday, July 20 2:00 p.m.	4-H Dog Show, Behr Rafter, Winfield
Tuesday, July 22 8:30 a.m.	Fashion Revue, Shopping in Style, Sewing and Textiles, Decorated Foods Judging & Favorite Foods Contest, FCS Contest, Southwestern College, Winfield
7:00 p.m.	Public Fashion Revue, Southwestern College
Wednesday, July 23 TBA	Horse Show Clean Up, Burden Arena
Saturday, July 26 8:00 a.m.	4-H Horse Show Judging, Burden Arena, Burden
5:00 p.m.	4-H Junior Rodeo, Burden Arena, Check-In begins at 4:00 p.m.
Monday, July 28 6:00 p.m.	Fair Set up and Clean-up; Livestock pen set up (begins at show arena), Barn 4 clean up and set-up, Fairgrounds.
Wednesday, July 30 7:00-9:00 p.m.	4-H /FFA Sheep and Goats may arrive, begin vet-check (must go through vet-check before entering Fairgrounds) and weigh
Thursday, July 31 8:00 a.m. - 12:00 p.m.	4-H/FFA Swine may arrive and weigh/check-in
9:00 a.m. - 10:00 a.m. 12:00 p.m.	4-H/FFA Beef weighed, Beef Barn 4-H/FFA Breeding Heifer, Bucket Calf Check-in deadline, Dairy Cattle Check-in deadline
3:45 p.m.	Meat Goat show families may check in exhibits in Barn 4
4:00 p.m. - 7:00 p.m.	Check in 4-H/Youth exhibits, 4-H Exhibit Building, Barn 4; 4-H/Youth sign-up for Conference Judging

5:30 p.m.	New Barn 4 exhibitor families may sign up for an assisted check in and walk through
4:30 p.m.	Livestock Exhibitor Meeting, Show Arena
5:30 p.m.	All livestock must be on the grounds

****No livestock other than those entered for 4-H/FFA exhibition are allowed in the barns.****

5:30 p.m.	Meat Goat Show, Show Arena
6:00 p.m. - 8:00 p.m.	4-H/FFA Rabbits and Poultry check-in, PT testing/Vet Check in. No animals in pens until they have been checked.
9:00 p.m.	Beef may tie-out
10:00 p.m.	4-H Exhibit Building closes, Barn 4
Friday, August 1 8:00 a.m.	4-H Exhibit Building opens, Barn 4
8:00 a.m.	4-H/FFA Bucket Calf then Beef judging - Show Arena (Bucket calves will show before Beef)
8:30 a.m.	4-H Foods check in; Conference Judging - Foods, Food preservation; 4-H Exhibit Building, Barn 4
9:30 a.m.	4-H Conference Judging - Booths/Banners, Notebooks, Project Displays, Vet Science; Barn 4
10:00 a.m.	4-H Poultry & Pigeon judging, Barn 8
11:00 a.m.	4-H Conference Judging - Agronomy, Horticulture and Landscape Design, Forestry, Wildlife, Shooting Sports; Barn 4
11:00 a.m. - 1:00 p.m.	4-H Food Bake Sale, Barn 4
12:30 p.m.	Pictures of 4-H Champions & Reserve Champions, Barn 4
1:00 p.m.	4-H Conference Judging - Entomology/Geology, Electric & Renewable Energy, Woodworking, Aerospace/Rocketry, Ag Mechanics, Astronomy, Building Block Engineering, Computer Science, Interior Design & Architecture, Robotics, Small Engines, Uncrewed Aerial Systems; Barn 4.
5:15 p.m.	4-H Food Auction, 4-H Exhibit Building, Barn 4
6:00 p.m.	4-H/FFA Sheep Judging, Show Arena

Schedule

6:00 p.m.	4-H Rabbit Judging, Rabbit Barn
9:00 p.m.	Cattle may tie out
11:00 p.m.	4-H Exhibit Building closes, Barn 4
Saturday, August 2	
7:30 a.m.	4-H/FFA Swine Judging, Show Arena
8:00 a.m.	4-H Exhibit Building opens, Barn 4
8:30 a.m.	4-H Conference Judging - Visual Arts, 4-H Exhibit Building, Barn 4
9:30 a.m.	4-H Conference Judging - Fiber Arts, 4-H Exhibit Building, Barn 4
12:00 p.m.	4-H Shooting Sports Booth open, South Grandstands
12:30 p.m.	4-H Cloverbuds Show & Share, Barn 4
12:30 p.m.	4-H/FFA Dairy Cattle Judging, Show Arena
1:00 p.m.	4-H Conference Judging - Photography, 4-H Exhibit Building, Barn 4
2:00 p.m.	4-H'ers meet with livestock superintendents to complete Livestock Destination cards.
3:00 p.m.	Superintendents meet to assemble livestock sale order, 4-H Fair Office
4:30 p.m.	Dairy Goats Judging, Show Arena
4:30 p.m.	Pictures of 4-H Champions & Reserves, Barn 4
6:00 p.m.	Round Robin Contestants Announced, Show Arena
6:30 p.m.	Livestock Fitting Contest, Show Arena
9:00 p.m.	Cattle may tie out
11:00 p.m.	4-H Exhibit Building closes, Barn 4
Sunday, August 3	
10:00 a.m.	Youth led 4-H Sunday at Fairgrounds (ALL LIVESTOCK ACTIVITIES STOP) - Show Arena
12:00 p.m.	Animal Costume Contest
1:00 p.m.	4-H Exhibit building opens, Barn 4
1:30 p.m.	Ice Cream Social & Barnyard Olympics sponsored by Cowley County Farm Bureau
6:00 p.m.	Round-Robin Showmanship Contest, Show Arena
9:00 p.m.	Cattle may tie out
11:00 p.m.	4-H Exhibit Building closes, Barn 4

Monday, August 4

8:00 a.m.	Registration for 4-H Livestock Judging Contest, Breakfast will be available for contestants; Show Arena
8:00 a.m.	4-H Exhibit Building opens, Barn 4
8:30 a.m.	4-H/FFA Livestock Judging Contest, Show Arena
11:00 a.m.	4-H/FFA Challenge of Champions, 4-H Fair Office
1:00 p.m.	4-H/FFA members set up for livestock sale, Show Arena
1:00 p.m.	Dairy Cattle, Dairy Goats, Bucket calves, Poultry, Rabbits released. Animals must be taken home at this time, unless prior arrangements have been made with your superintendents.
3:30 p.m.	4-H/FFA members set up for Buyer's BBQ
5:00 - 6:30 p.m.	BBQ for 4-H/FFA livestock buyers, Picnic Area
6:45 p.m.	4-H/FFA Market Livestock Sale, Show Arena
10:00 p.m.	All livestock exhibits released, <u>must check out</u> with superintendent
10:00 p.m.	4-H Exhibit Building closes, Barn 4

Tuesday, August 5

7:30 - 8:30 a.m.	All other 4-H/Youth exhibits released and <u>All hands on deck to help each other with fairgrounds clean-up</u>
------------------	---

Friday, August 8

Time TBD	Carcass Contest Evaluations Beef, Sheep, Meat Goat & Swine
----------	---

Cindy at 4-H Trailer on Monday to complete State Fair Entries

Livestock Unloading



Goat show families contact the office if you **need** a gold pass for check in. Please only for families who **NEED** it.

★ Rabbits and Poultry check in location Thursday, July 31st 6:00 PM- 8:00 PM

If you are bringing birds in with bigger species make sure the vets look them over at the green star to bring them on grounds. You are able to take your birds to your campsite if needed until check in time. You will still need to bring your birds to the gold star first for check in. All birds will need to be PT Tested.

No birds will be allowed in or around pens or area until they have been tested/vet checked and checked in by superintendents.

Livestock Destination Cards

Saturday, August 2

2:00 PM

Sale Changes

Market Premium Sale
is no longer

mandatory Terminal

Market Birds are
added to the sale

**Meat Birds will pick up
card from
Superintendent after
show**

MEAT BIRDS WILL BE JUDGED ON THE BASIS
OF MARKET VALUE, MARKET QUALITY AND
UNIFORMITY OF THE THREE BIRDS IN THE PEN.

LIVESTOCK DESTINATION

DESTINATION

(Check one)

_____ Home

_____ Base

_____ Locker Name _____

_____ Market Premium Sale (Terminal)

_____ Market Premium Only Sale/Take Home

_____ Market Premium Only Sale/ Meat is already Sold

Meat Buyers Name _____

Meat Buyers Phone # _____

Locker Name _____

Check to enter animal in Carcass Contest _____

Signature

Phone Number

Exhibitor

Club


Tag ID

Specie/Weight


BIRD SELECTION




CHOOSE HEALTHY BIRDS: SELECT BIRDS FREE FROM DISEASES AND PARASITES. THIS ENSURES GOOD PHYSICAL CONDITION, BRIGHT PLUMAGE(FEATHERS), AND PREVENTS POTENTIAL SPREAD OF ILLNESS AT THE SHOW



EVALUATE TEMPERAMENT AND TRAINABILITY: PICK BIRDS THAT ARE COMFORTABLE WITH HANDLING AND TRAINING. PRACTICE GENTLE HANDLING AND EXAMINE THEM ROUTINELY TO BUILD TRUST AND GET THEM USED TO BEING HANDLED BY UNFAMILIAR PEOPLE LIKE JUDGES.




IDENTIFY POTENTIAL SHOW BIRDS EARLY: START SELECTING AND PREPARING BIRDS MONTHS BEFORE THE SHOW. THIS ALLOWS TIME FOR TRAINING, CONDITIONING, AND ADDRESSING ANY ISSUES.




SELECTING BIRDS TO EXHIBIT SHOULD FOLLOW “THE AMERICAN STANDARD OF PERFECTIONS”. BIRDS NOT MEETING STANDARD WILL BE LOWERED ONE RIBBON PLACING. CHECK RECOGNIZED BREEDS.


CONDITIONING AND DIET




PROVIDE APPROPRIATE HOUSING: KEEP SHOW BIRDS SEPERATE FROM THE MAIN FLOCK IN A CLEAN ENVIRONMENT TO MINIMIZE THE RISK OF INJURY AND ENSURE THEIR FEATHERS REMAIN CLEAN.



OPTIMIZE THEIR DIET: A HIGH-QUALITY DIET TAILORED TO THE SPECIFIC NEEDS OF YOUR BREED IS IMPORTANT FOR MAINTAINING OPTIMAL HEALTH AND FEATHER QUALITY. CONSIDER USING A SHOW FEED SPECIFICALLY DESIGNED FOR SHOW BIRDS.




SUPPLEMENTATION: CONSULT WITH EXPERIENCED BREEDERS OR POULTRY SPECIALISTS ABOUT POTENTIALLY USING SUPPLEMENTS LIKE DRIED SEAWEED OR BREWER'S YEAST TO ENHANCE FEATHER QUALITY AND OVERALL HEALTH, BUT BE MINDFUL OF POTENTIALLY CAUSING DIGESTIVE ISSUES




MARKET MEAT BIRDS BE AWARE OF WITHDRAWAL DATES ON FEED.


GROOMING




BATHING: BATHE BIRDS WITH LIGHT: COLORED PLUMAGE 3-7 DAYS BEFORE THE SHOW. USE A THREE-TUB SYSTEM WITH WARM WATER AND SUITABLE SHAMPOO. FOLLOW WITH A VINEGAR RINSE TO REMOVE SOAP RESIDUE.



DRYING: WRAP BIRDS IN A TOWEL AND LET THEM AIR DRY IN A CLEAN, DRAFT-FREE ENVIRONMENT. ALTERNATIVELY, BLOW DRY ON LOW HEAT FOR FASTER DRYING, PARTICULARLY FOR LOOSE-FEATHERED BREEDS.



MAKE SURE THEY ARE DRY!! DO NOT TRANSPORT AND BRING WET BIRDS TO THE SHOW. THIS CAN BE VERY DANGEROUS FOR BIRDS.




TRIMMING: TRIM TOENAILS AND THE UPPER BEAK IF NEEDED, AVOIDING THE QUICK




SHINING: APPLY A SMALL AMOUNT OF BABY OIL, OR CASELINE TO THE COMB, WATTLES, EARLOBES, SHANKS, FEET AND TOES FOR A POLISHED LOOK. USE A SILK CLOTH TO RUB FEATHERS FOR A NATURAL SHEEN.


SHOW PREP




TRANSPORT SAFELY: USE A SECURE, ADEQUATELY SIZED CARRIERS WITH VENTILATION. FOR LONG JOURNEYS, CONSIDER PROVIDING WATER ACCESS AND TAKING BREAKS




FINAL TOUCH-UPS: BEFORE JUDGING, DO A FINAL CHECK FOR CLEANLINESS, ESPECIALLY FEET AND FEATHERS AROUND THE VENT. WIPE CLEAN WITH A DAMP CLOTH OR WIPES




HYDRATION: ENSURE BIRDS HAVE ACESS TO WATER IN THEIR CAGES DURING THE SHOW. ASK YOUR SUPERINTENDENTS WHAT THE SUGGESTED WATERING DISHES ARE TO LOOK THE BEST, PROVIDE LESS MESS AND STILL WORK EFFICANTLY



MINIMIZE STRESS: HANDLE BIRDS GENTLY, PROVIDE FAMILIAR FOOD AND WATER.




IT IS VERY IMPORTANT TO KEEP A CLEAN AND TIDY AREA FOR THE ANIMAL AND VIEWING PUBLIC.




ALL FANS OR ANY ELECTRICAL EQUIPMENT MUST HAVE THREE WIRE GROUND NOT TOUCHING METAL. NO BATTERY OPPERATED FANS ALLOWED.


POST SHOW



QUARANTINE: ISOLATE SHOW BIRDS FROM THE REST OF THE FLOCK FOR AT LEAST 14 DAYS AFTER RETURNING HOME TO PREVENT POTENTIAL DISEASE TRANSMISSION




DUSTING: CONSIDER DUSTING SHOW BIRDS WITH FLEA POWDER AFTER RETURNING FROM THE SHOW AS A PREVENATIVE MEASURE.



FOLLOWING THESE STEPS, YOU CAN HELP ENSURE YOUR POULTRY IS HEALTHY, WELL CONDITIONED, AND READY TO SHINE AT THE SHOW. REMEMBER THAT INDIVIDUAL BREEDS MAY HAVE SPECIFIC REQUIREMENTS, SO IT'S ALWAYS A GOOD IDEA TO CONSULT BREED STANDARDS AND EXPERIENCED BREEDERS FOR TAILORED ADVICE.

FairBoard



01

CAMPING

JULY 13 YOU
CAN ROPE
OFF



CITY OF WINFIELD WEBSITE

02

BASIC FAIR RULES

CODE OF CONDUCT

03

ACTIVITES/EVENTS

04

QUESTIONS?

Information



BE SURE TO FOLLOW COWLEY 4-H ON FACEBOOK

Also each specie has a Facebook page

[Cowley County Poultry and Rabbit Project](#)

COWLEY.K-STATE.EDU

SLAG11@KSU.EDU